



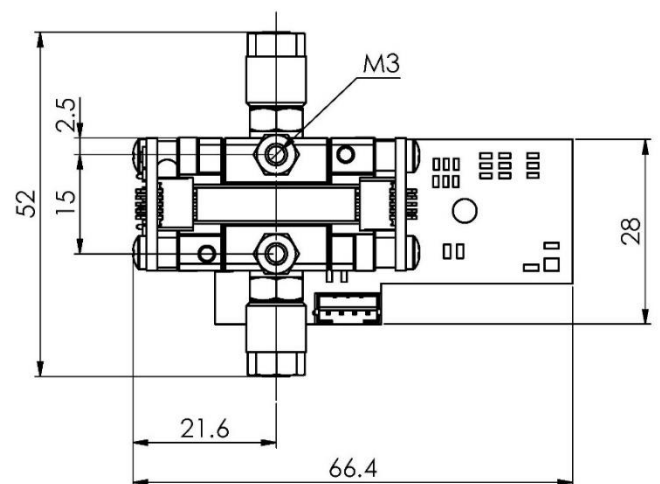
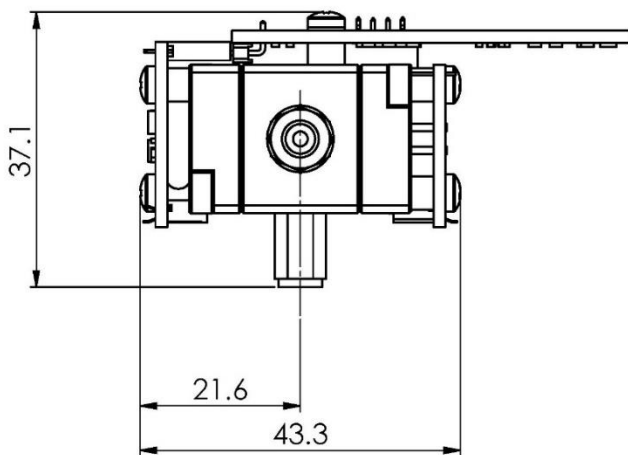

FLOW^{EVO}

Infrared gas sensor

SF6 // Sulfur hexafluoride // 1000 ppm

smartGAS item number: F3-602105-05000

- Pre calibrated
- Compact design
- 3/5 mm gas line connectors
- 3.3 - 6 V DC supply voltage
- Modbus ASCII or RTU
- Status indication by LED
- Low drift



APPLICATION EXAMPLE

FIX AND PORTABLE SF6 LEAKAGE DETECTION // TRACER GAS MEASUREMENT // SF6 ANALYSING // HIGH VOLTAGE CABLES // HIGH VOLTAGE TRANSFORMERS

F3-602105-05000	SF6 // Sulfur hexafluoride // 1000 ppm	
General features		
Measurement principle:	Non Dispersive Infra-Red (NDIR), dual wavelength	
Measurement range:	0 ... 1000 ppm Full Scale (FS)	
Gas supply:	by flow (nearly atmospheric pressure)	
Flow rate:	0.1 ... 1.0 l / min	
Mounting dimensions:	70 mm x 60 mm x 40 mm (L x W x H)	
Warm-up time:	< 2 minutes (start up time) < 30 minutes (full specification)	
Measuring response*		
Digital resolution:	0.1 ppm	
Response time @ 0.7 l / min**:	<i>Standard:</i>	<i>Fast:</i>
t ₉₀ (10 to 90 % FS):	≤ 12.6 s	≤ 1.2 s
t _{on} (0 to 90 % FS):	≤ 15.9 s	≤ 2.0 s
Detection limit (3 σ):	≤ 8 ppm	≤ 14 ppm
Repeatability:	≤ ± 10 ppm	
Linearity error (straight line deviation):	≤ ± 15 ppm	
Long term stability (zero):	≤ ± 30 ppm over 1000 h period	
Long term stability (span):	≤ ± 40 ppm over 1000 h period	
Influence of T, P, flow rate, other*		
Temp. dependence (zero):	≤ ± 1.0 ppm per °C	
Temp. dependence (span):	≤ ± 2.0 ppm per °C	
Pressure dependence:	+ 0.100 % of actual reading / hPa	
Flow rate dependence:	≤ ± 2.0 ppm per 0.1 l / min	
Cross sensitivity (zero) other gases:	consult manufacturer	
Electrical inputs and outputs		
Supply voltage:	3.3 V ... 6.0 VDC	
Supply current (peak):	< 400 mA @ 3.3 V, < 240 mA @ 5.0 V	
Inrush current:	< 600 mA	
Average power consumption:	< 800 mW	
Digital output signal:	Modbus ASCII / RTU via UART, autobaud, autoframe	
Calibration:	zero and span by SW	
Climatic conditions		
Operating temperature:	0 ... + 50 °C	
Storage temperature:	-20 ... + 60 °C	
Air pressure:	800 ... 1150 hPa	
Ambient humidity:	0 ... 95 % relative humidity (not condensing)	
* Typical values related to 1013 hPa, T _a = 22 °C, flow = 0.7 l / min for dry (not condensing) and clean sample gas. Stated values exclude calibration gas tolerance.		
** Adjustable only via smartGAS Calibration-Tool SW.		

All rights reserved. Any logos and/or product names are trademarks of smartGAS. The reproduction, transfer, distribution or storage of information contained in this brochure in any form without the prior written consent of smartGAS is strictly prohibited. All specifications – technical included – are subject to change without notice. Depending on the application, the target gas and the measurement range the technical data may differ. No liability is accepted for any consequential losses, injury or damage resulting from the use of this document or from any omissions or errors herein. The data is given for guidance only. It does not constitute a specification or an offer for sale.

For more information, please visit www.smartgas.eu or contact us at sales@smartgas.eu

Please consult smartGAS sales for parts specified with other temperature and measurement ranges. At first initiation and depending on application and ambient conditions recalibration is recommended. Recurring cycles of recalibration are recommended.